

LXXG(R)-50~300(mm)

Irrigation(Sewage) Horizontal cold (hot) water meter

This type of water meter can be used for a remote reading transmission system as equipped with a built-in sensor.

Application

--Measuring the volume of cold (hot) water passing through the pipeline

Feature

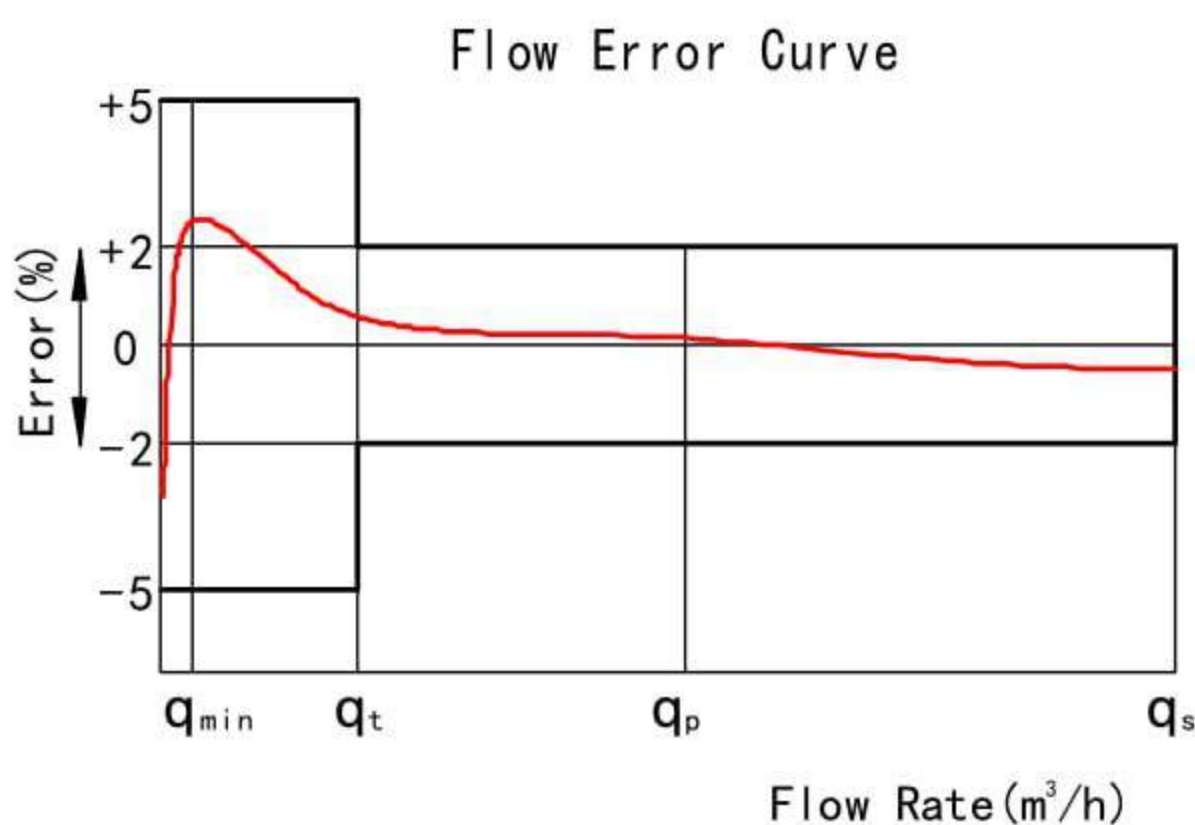
- Small transmission resistance , large flow capacity ,anti-block and strong anti-pollution ability ;
- Dry-dial,magnetic drive;
- Vacuum sealed register, frost resistant,keeps clear reading for long time;
- Removable measuring unit and strong universality, easy installation and maintenance;
- Remote transmission device can be added upon request;such as Reed Switch or Hall pulse output;
- The meters conform to ISO4064 standard.

Working condition

- Water temperature: 0.1°C~50°C for cold water meter .
0.1°C~90°C for hot water meter.
- Water pressure: PN10/16/25
- Pressure -loss class:Δp25

Maximum permissible errors

- (1) From minimum flow -rate (Q1) inclusive to transitional flow-rate (Q2) exclusive ±5%
- (2) From transitional flow-rate (Q2) to overload flow-rate (Q4): ±2% (Hot water meter ±3%)



CALIBRATE®

High Accuracy

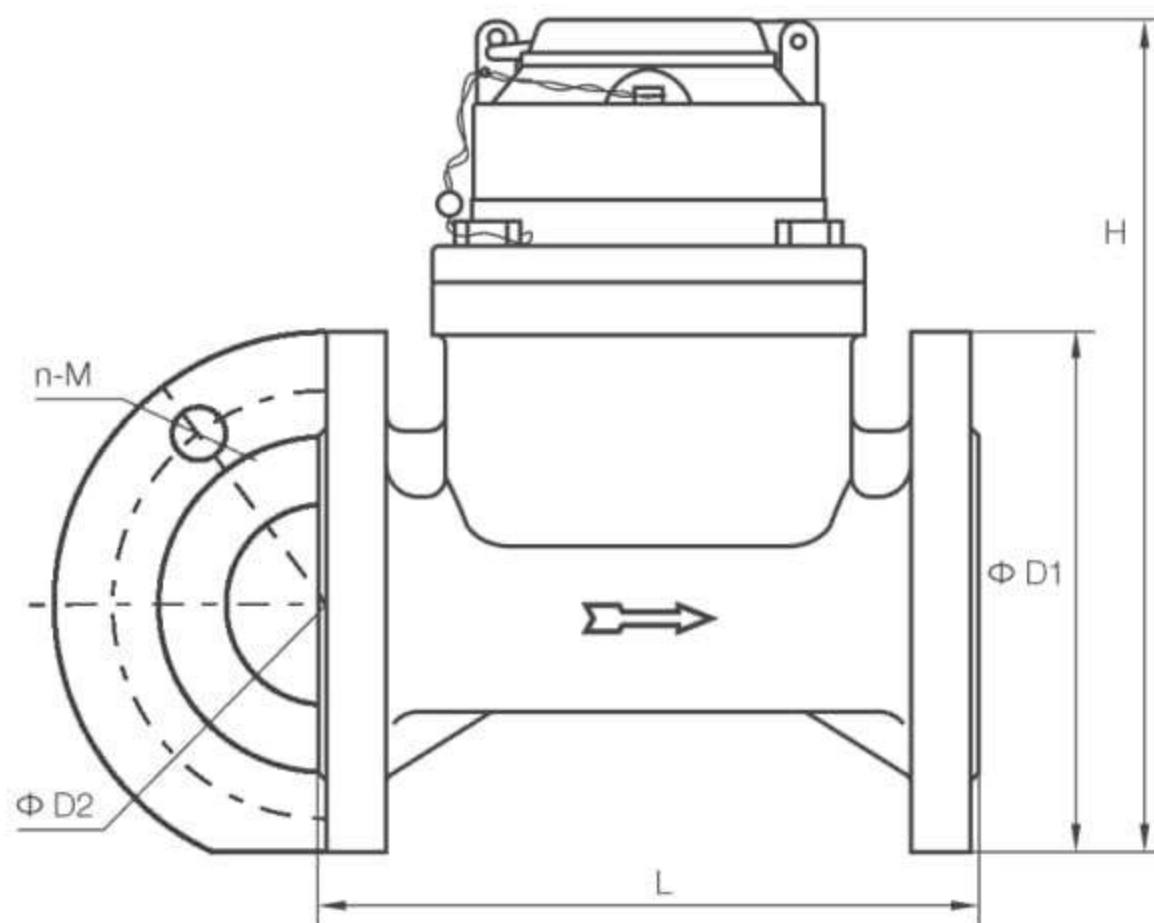


Optional Features

- Plastic register, copper register and full glass register.
- Reed switch option.
- Accuracy: R=25.
- Flange standard can be choose.
- 360 degree rotate can be choose.
- Cast iron, Ductile iron body .
- Color can be change on body and cover.

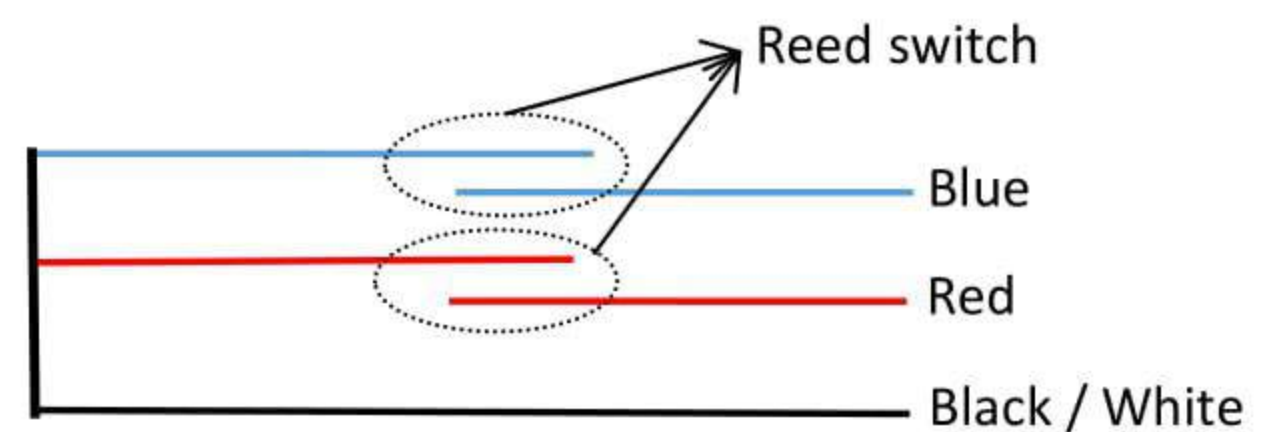


Dimensions



Pulse Position

Size	Pulse Position
DN50-65	10/100/1000L/Pulse
DN80-200	100/1000L/Pulse
DN250-300	1000/10000L/Pulse



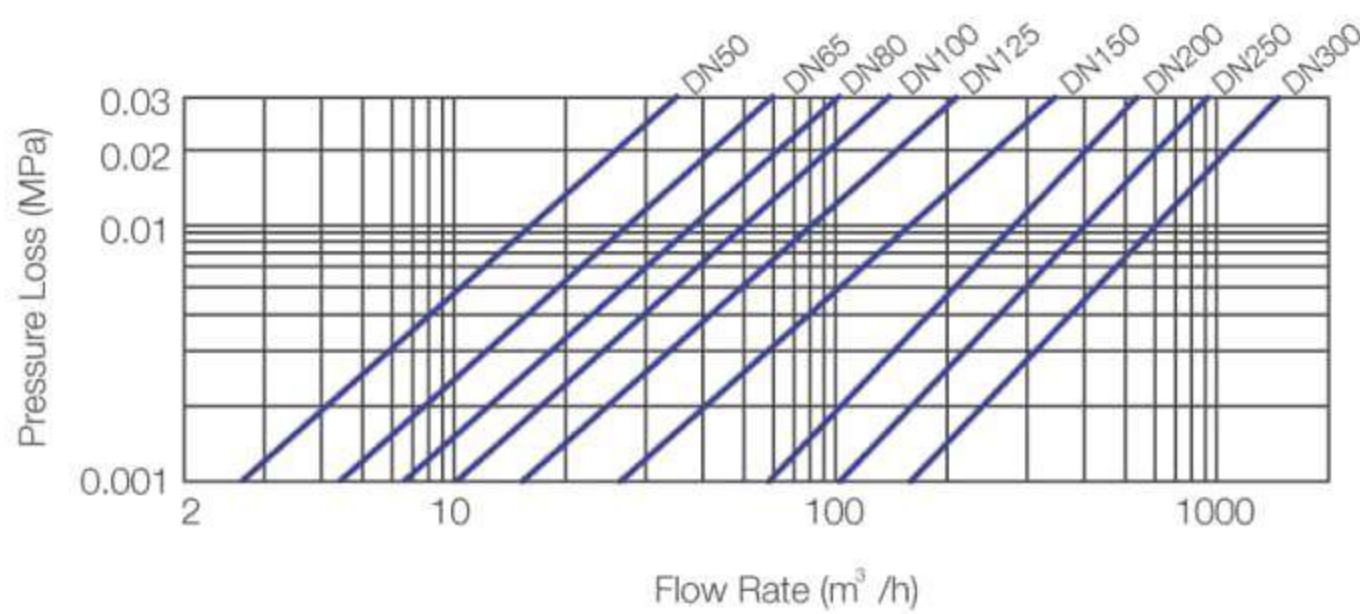
Type	Size	L Length	H Height	Connecting flange		
				Φ D1 Outside diameter	Φ D2 Bolt circle diameter	Connecting Bolts (n-M)
LXXG-50	50	200	253	165	125	4-M16
LXXG-65	65	200	268	185	145	4-M16
LXXG-80	80	225	284	200	160	8-M16
LXXG-100	100	250	295	220	180	8-M16
LXXG-125	125	250	310	250	210	8-M16
LXXG-150	150	300	339	285	240	8-M20
LXXG-200	200	350	382	340	295	8-M20(1.0MPa)
						12-M20(1.6MPa)
LXXG-250	250	400	433	395	350	12-M20(1.0MPa)
		450	438	405	355	12-M24(1.6MPa)
LXXG-300	300	450	483	445	400	12-M20(1.0MPa)
		500	488	460	410	12-M24(1.6MPa)



NOTE: The flange dimension conforms to ISO7005-2:1988 standard.

Order for products of special requirements is also accepted.

Pressure Loss Curve



Dials

Common Plastic Register



Full Glass Register



Installation

Pipe	Horizontal	
	Vertical-Inclined	
Meter head	Upwards	
	Sideways	

Exploded View



▼ Flow Technique Specification

Size	Class	Q4 Overload Flow	Q3 Permanent Flow	R= Q3/Q1	Q2 Transitional Flow	Q1 Min. Flow	Min. Reading	Max. Reading
DN		m3/h			m3/h		m3	
50	A	31.25	25	25	1.6	1	0.0002	999,999
					4			
65	A	50	40	25	2.6	1.6	0.002	999,999
					6.4			
80	A	78.8	63	25	4	2.5	0.002	999,999
					10			
100	A	125	100	25	6.4	4	0.002	999,999
					16			
125	A	200	160	25	10.2	6.4	0.002	999,999
					25.6			
150	A	321.5	250	25	16	10	0.002	999,999
					40			
200	A	500	400	25	25.6	16	0.002	999,999
					64			
250	A	787.5	630	25	40.3	25.2	0.02	9,999,999
					100.8			
300	A	1250	1000	25	64	40	0.02	9,999,999
					160			

All meters will be guaranteed against defects in workmanship and materials for a period of one (1) year from the date of acceptance.